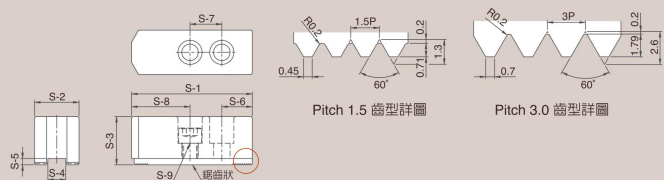


SJ SOFT JAWS (SJ-SERIES) FOR HYDRAULIC CHUCKS

油壓生爪

尺寸圖 > Dimensions



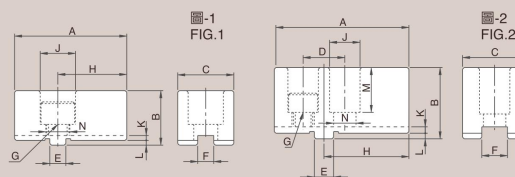
規格表 > Specifications

型式/規格 MODEL /SPEC.	S-1	S-2	S-3	S-4	S-5	S-6	S-7	S-8	S-9	鋸齒狀節距 Serration Pitch	淨重 Weight (kg)
SJ-04	49.5	23	23	10	4.5	10	14	25.5	M8x1.25P	1.5 x 60°	0.42
SJ-05	62	25	30	10	4.5	10	14	38	M8x1.25P	1.5 x 60°	0.85
SJ-06	73	31	36	12	5	15	20	38	M10x1.5P	1.5 x 60°	1.5
SJ-08	95	35	38	14	5	24	25	46	M12x1.75P	1.5 x 60°	2.4
SJ-10	110	40	42	16	5	30	30	50	M12x1.75P	1.5 x 60°	3.6
SJ-12	129	50	50	21(18)	6	39	30	60	M16x2P (M14x2P)	1.5 x 60°	6.1
SJ-15	165	62	62	22(25.5)	8(5)	37	43	85	M20x2.5P	1.5 x 60°	12.5
SJ-18	165	62	62	22(25.5)	8(5)	37	43	85	M20x2.5P	1.5 x 60°	12.5
SJ-21	180	65	70	25	9	40	60	80	M20x2.5P	3.0 x 60°	16.2
SJ-24	180	65	70	25	9	40	60	80	M20x2.5P	3.0 x 60°	16.2
SJ-32	180	65	70	25	9	40	60	80	M20x2.5P	3.0 x 60°	16.2
SJ-40	180	65	70	25	9	40	60	80	M20x2.5P	3.0 x 60°	16.2

S SOFT JAWS FOR PULL BACK POWER CHUCKS

後拉式夾頭專用生爪

尺寸圖 > Dimensions



規格表 > Specifications

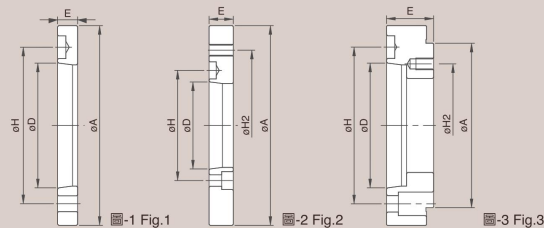
型式/規格 MODEL /SPEC.	A	B	C	D	E	F	G	H	J	K	L	M	N	參考圖 Reference Drawing
S-06	70	34	35	--	10	10	M14x2P	43	23	3.0	3.0	21	15.5	圖-1 fig.1
S-08	84	44.5	40	26	12	16	M12x1.75P	53	20	3.5	3.5	29	13.5	圖-2 fig.2
S-10	100	49.5	50	32	15	18	M14x2P	62	23	3.5	3.5	32	15.5	圖-2 fig.2
S-12	120	54.5	60	36	17	20	M16x2P	78	26	3.5	3.5	36	17.5	圖-2 fig.2

MOUNTING PLATES

連結盤

- ◆ 各種鼻端規格，千島連結盤均能選配使用。
- ◆ " Chandon " mounting plates are available to any kinds of spindle noses.

尺寸圖 > Dimensions



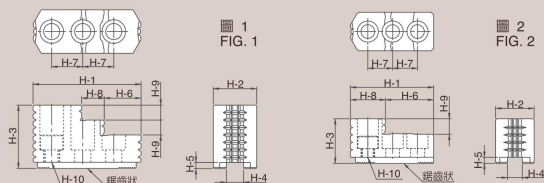
規格表 > Specifications

型式/規格 MODEL /SPEC.	鼻端番號 Nose of Spindle D	A	H	H2	E	參考圖 Reference Drawing
T005A-4	A-4	110	82.6	--	20	圖-1 fig.1
T006A-5	A-5	140	104.8	--	15	圖-1 fig.1
T008A-6	A-6	170	133.4	--	17	圖-1 fig.1
T010A-8	A-8	220	171.4	--	18	圖-1 fig.1
T012A-8	A-8	220	171.4	--	18	圖-1 fig.1
T015A-11	A-11	300	235	--	22	圖-1 fig.1
T018A-11	A-11	300	235	--	22	圖-1 fig.1
T021A-15	A-15	380	330.2	--	27	圖-1 fig.1
T024A-20	A-20	520	463.6	--	27	圖-1 fig.1
T032A-15	A-15	380	330.2	--	27	圖-1 fig.1
T040A-15	A-15	380	330.2	--	27	圖-1 fig.1

HJ HARD JAWS (HJ-SERIES) FOR HYDRAULIC CHUCKS

油壓硬爪

尺寸圖 > Dimensions



規格表 > Specifications

型式/規格 MODEL /SPEC.	H-1	H-2	H-3	H-4	H-5	H-6	H-7	H-8	H-9	H-10	鋸齒狀節距 Serration Pitch	淨重 Weight (kg)	參考圖 Reference Drawing
HJ-04	53	23	28	10	4	29	14	24	10	M8x1.25P	1.5 x 60°	0.4	圖-2 Fig.2
HJ-05	53	23	28	10	4	29	14	24	10	M8x1.25P	1.5 x 60°	0.4	圖-2 Fig.2
HJ-06	67	31	36	12	5	39	20	28	12	M10x1.5P	1.5 x 60°	0.95	圖-2 Fig.2
HJ-08	87	35	51	14	5	29.5	25	18	12	M12x1.75P	1.5 x 60°	1.9	圖-1 Fig.1
HJ-10	101	40	54	16	5	45.5	30	18	13	M12x1.75P	1.5 x 60°	2.8	圖-1 Fig.1
HJ-12	108	50	67	21(18)	4(5)	49	30	20	16	M16x2P(M14x2P)	1.5 x 60°	3.5	圖-1 Fig.1
HJ-15	143	62	86	22(25.5)	8(5)	55	43	38	20	M20x2.5P	1.5 x 60°	9.5	圖-1 Fig.1
HJ-18	143	62	86	22(25.5)	8(5)	55	43	38	20	M20x2.5P	1.5 x 60°	9.5	圖-1 Fig.1
HJ-21	159.5	80	90	25	9	97.5	50	62	40	M20x2.5P	3 x 60°	15.3	圖-2 Fig.2
HJ-24	159.5	80	90	25	9	97.5	50	62	40	M20x2.5P	3 x 60°	15.3	圖-2 Fig.2
HJ-32	159.5	80	90	25	9	97.5	50	62	40	M20x2.5P	3 x 60°	15.3	圖-2 Fig.2
HJ-40	159.5	80	90	25	9	97.5	50	62	40	M20x2.5P	3 x 60°	15.3	圖-2 Fig.2